

Imagery ©2025 TerraMetrics, Map data ©2025 Google 1 mi

9:40 AM ○ Eastgate Park & Ride  
 14200 SE 32nd St, Bellevue, WA 98007

🚶 Walk

About 2 min, 315 ft

⚠️ Use caution - may involve errors or sections not suited for walking

Walk

\_\_\_\_\_ 30 ft

Take entrance

\_\_\_\_\_ 285 ft

9:42 AM ○ SE Eastgate Way & 140th Ave SE

🚌 554 Downtown Seattle

28 min (7 stops)

· Platform 1 · Stop ID: 67014 · ♿

⚠️ **Weather conditions**

Winter weather ahead: Visit [MetroWinter.com](http://MetroWinter.com) for more information and be prepared.  
 "Freezing temperatures and the possibility of snow are in the forecast. If you plan on traveling, we have tools

available to help you during this round of winter weather." - [metrowinter.com](http://metrowinter.com)

### **Weather conditions**

Sound Transit Winter Weather Advisory Notice.

"Take a few minutes to plan for snow reroutes and potential travel alternatives. The National Weather Service is forecasting snow, ice, and wind in King, Pierce, and Snohomish counties over the next several days which may have an impact on regional transportation.

Please use caution at all transit stations for potential snow and ice around platforms, stairwells, parking lots, and garages. Sound Transit will have crews out in the field working to clear snow and ice from our facilities. Be prepared in case your facility has not been cleared by the time you arrive.

Additional unplanned service interruptions may also impact routes listed below.

Sign up for text or email Service Alerts to stay up to date on changes affecting your route.

\*Link Lightrail:

- 1 Line: Trains will operate on their regular schedule.
- 2 Line: Trains will operate on their regular schedule
- T Line: Trains will operate on their regular schedule

\*Sounder Commuter Rail:

- N Line: All AM trains canceled
- S Line: All - [www.soundtransit.org](http://www.soundtransit.org)


### **Service run by Sound Transit - Route information**


10:10 AM

#### **4th Ave & Pine St**


 **Walk**

About 3 min

 Use caution - may involve errors or sections not suited for walking

 **Head northwest on 4th Ave toward Pine St**

128 ft

 **Turn right onto Pine St**

 **Destination will be on the right**


10:23 AM



## Westlake

486 ft

### 1 Line Lynnwood City Center

6 min (2 stops) · Platform 1 · 

#### **Construction**

From January 4th through February 27th construction activity is occurring near the Shoreline South Station nightly from 5:30 p.m. until the end of service causing delays in train arrival times.

"Construction work is occurring at the NE 130th St Infill Station requiring trains to operate on a single track through Shoreline South 148th station for the duration of construction. This will occur every evening from 5:30 p.m. until the end of light rail service Monday through Friday, as well as all day on Saturday and Sunday. During weekend work, trains will arrive about every 12 to 15 minutes as opposed to every 10.

Please pay attention to station announcements and signage at Shoreline South 148th Station to determine where to board trains.

During some weekend work in January and February trains will be further delayed due to other construction projects involving the closure of the Downtown Tunnel. Please visit [SoundTransit.org/Disruptions](http://SoundTransit.org/Disruptions) for more information." - [www.soundtransit.org](http://www.soundtransit.org)  
Effective from 1/4/2025, 5:30 PM to 2/28/2025, 2:30 AM

#### **Maintenance**

Link Shuttle Buses are replacing the 1 Line from Friday, February 14 at 10 p.m. until end of service Sunday, February 16.

"For several weekends in January and February, 1 Line service will be interrupted at some of the Downtown Seattle Transit Tunnel stations to allow for the completion of tie-in work that will connect the 1 Line and 2 Lines as well as work to repair overhead power at the UW Station. Link Shuttle Buses will provide service between stations during these service interruptions.

Jan. 10-12: Complete

Jan. 17-19: Complete

Feb. 1-2: Complete

Feb. 14-16: Beginning 10 p.m. on Feb. 14, shuttle buses will replace 1 Line service between Capitol Hill and SODO stations, running every 10-15 minutes. Trains will operate between Lynnwood-Capitol Hill and SODO-Angle Lake every 15 minutes. Trains will share one track at Shoreline South/148th Station.

Regular 1 Line service continues from Lynnwood to Capitol Hill and SODO to Angle Lake with trains running every 15 minutes. Link Shuttle buses between Capitol Hill and SODO will be running every 10 to 15 minutes.

Please pay attention to in-station announcements - [www.soundtransit.org](http://www.soundtransit.org)  
Effective from 1/10/2025, 10:00 PM to 3/1/2025, 2:30 AM

### **Weather conditions**

Sound Transit Winter Weather Advisory Notice.

"Take a few minutes to plan for snow reroutes and potential travel alternatives. The National Weather Service is forecasting snow, ice, and wind in King, Pierce, and Snohomish counties over the next several days which may have an impact on regional transportation.

Please use caution at all transit stations for potential snow and ice around platforms, stairwells, parking lots, and garages. Sound Transit will have crews out in the field working to clear snow and ice from our facilities. Be prepared in case your facility has not been cleared by the time you arrive.

Additional unplanned service interruptions may also impact routes listed below.

Sign up for text or email Service Alerts to stay up to date on changes affecting your route.

\*Link Lightrail:

- 1 Line: Trains will operate on their regular schedule.
- 2 Line: Trains will operate on their regular schedule
- T Line: Trains will operate on their regular schedule

\*Sounder Commuter Rail:

- N Line: All AM trains canceled
- S Line: All - [www.soundtransit.org](http://www.soundtransit.org)

**Service run by Sound Transit - Route information**

10:29 AM



○ University of Washington Station

🚶 Walk

About 2 min, 397 ft

⚠ Use caution - may involve errors or sections not suited for walking

↑ Head north toward Montlake Blvd NE

249 ft

↶ Turn left toward Montlake Blvd NE

141 ft

↷ Turn right onto Montlake Blvd NE

7 ft

10:31 AM



Husky Stadium

3800 Montlake Blvd NE, Seattle, WA 98105

Cost: \$6.25

**Tickets and information**