

# Workplace commute mode shift with introduction of comprehensive transit pass program in Bellevue, WA

City of Bellevue | Summer 2017

## Question for analysis

Is there a shift in travel mode used for commuting at workplaces in Bellevue that introduce the region's comprehensive workplace transit pass program?

## Introduction

ORCA Business Passport is the Puget Sound region's comprehensive, annual transit pass program that is available for purchase by employers for their employees. Previously this program was limited to King county and known as "FlexPass." Through this program, employers are able to purchase annual transit passes at a cost that is significantly below the retail price, with the requirement that a pass be purchased for every full-time employee at the worksite.

This analysis looks at worksites that started the ORCA Business Passport/FlexPass program after 1993 and for which commute mode survey data are available both before and after the program start date.

There are 23 worksites in Bellevue for which these pre- and post-survey data are available – 14 worksites in downtown and nine worksites outside downtown. The 23 worksites are listed in Table 2.

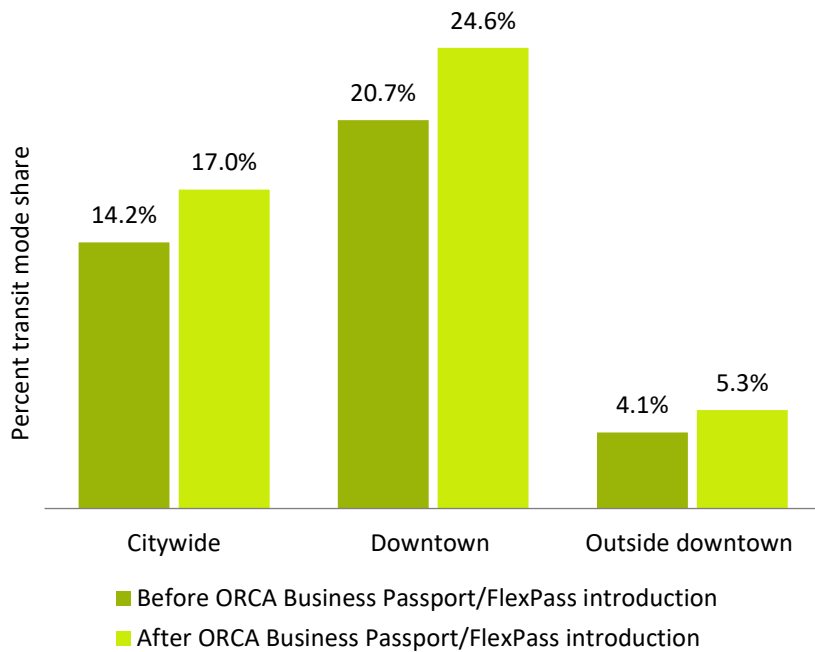
For worksites with multiple surveys, the closest pre-survey completion date to the program start date was selected. The selected post-surveys were completed at least four months after the start date of the worksite transit pass program and up to two years after introduction of the transit pass program. The worksites in this analysis had from nine to 1,800 employees.

Transit mode share and drive-alone mode share are calculated based on simple averages by worksite. When simple average is taken, all worksites, regardless of their size, have the same weight for the calculation.

It should be noted that the shifts from drive-alone to non-drive-alone modes of commuting may be related not only to the introduction of ORCA Business Passport/FlexPass, but to coincident cultural changes in the work environment that encourage teleworking, carpooling, or other non-drive-alone modes of commuting.

Figure 1

Transit mode share before and after ORCA Business Passport/FlexPass introduction



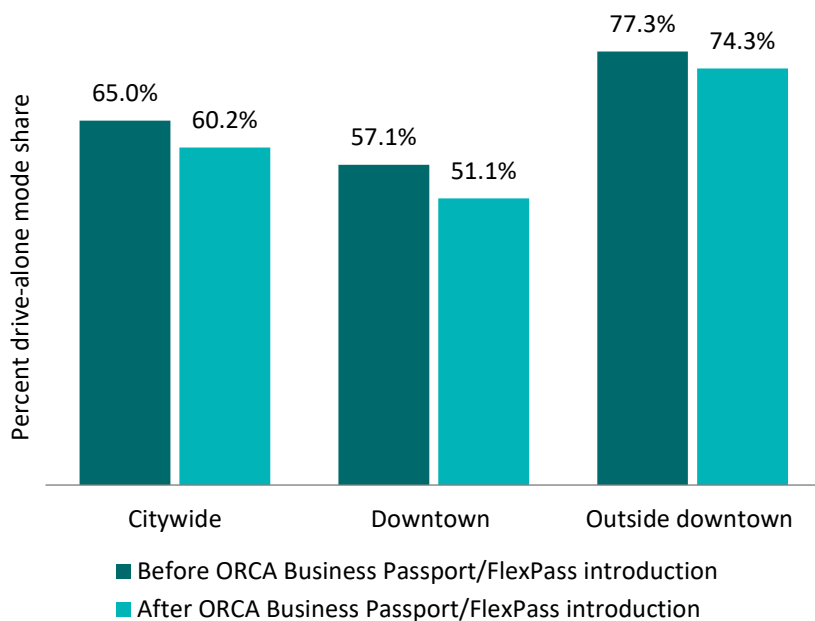
## Transit Mode Share

Transit mode share increased at worksites citywide, downtown, and outside downtown.

This analysis shows a change from 14.2% to 17.0% in transit mode share citywide, an increase of nearly 20 percent from the baseline. This breaks down to a change from 20.7% to 24.6% for downtown worksites (a nearly 19 percent increase); and a change from 4.1% to 5.3% outside of downtown (a more than 29 percent increase). (See Figure 1, Figure 3 and Table 1.)

Figure 2

Drive-alone mode share before and after ORCA Business Passport/FlexPass introduction

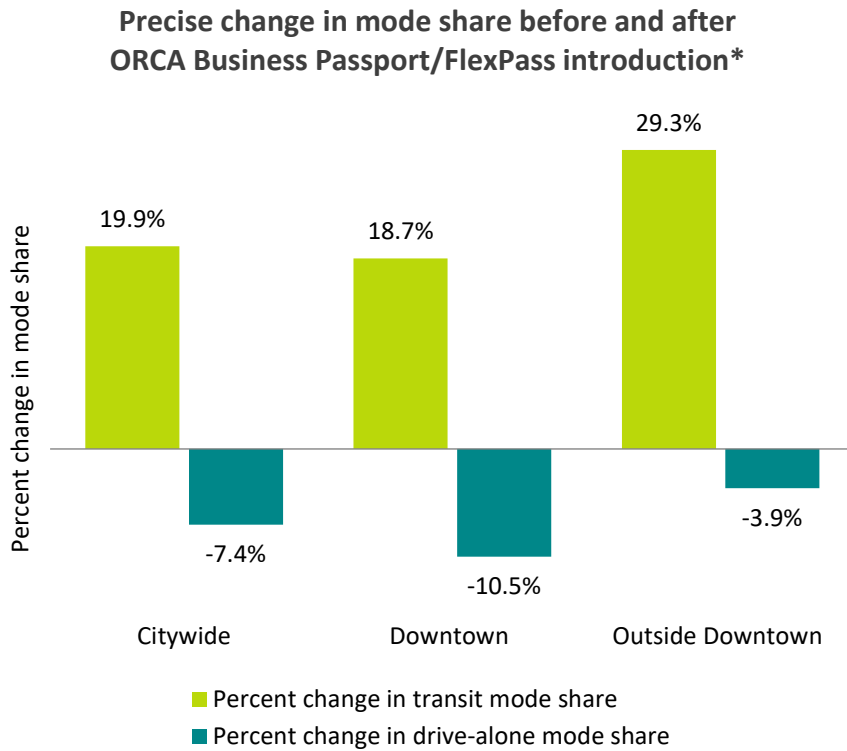


## Drive-Along Mode Share

Drive-alone mode share decreased at worksites citywide, downtown, and outside downtown.

This analysis shows a change from 65.0% to 60.2% in drive-alone mode share citywide, a decrease of over 7 percent from the baseline. This breaks down to a change from 57.1% to 51.1% for downtown worksites (a 10.5 percent decrease); and a change from 77.3% to 74.3% outside of downtown (a nearly 4 percent decrease). (See Figure 2, Figure 3 and Table 1.)

Figure 3



## Conclusion

Introduction of ORCA Business Passport/ FlexPass at a worksite is associated with an increase in transit mode share and a decrease in drive-alone mode share. (See Figure 3 and Table 1.)

Table 1

Precise change in drive-alone and transit mode share before and after ORCA Business Passport/FlexPass Introduction\*

Mode Share Type	Citywide Worksites	Downtown Worksites	Outside Downtown Worksites
Transit mode share before ORCA Business Passport/FlexPass introduction	14.2%	20.7%	4.1%
Transit mode share after ORCA Business Passport/FlexPass introduction	17.0%	24.6%	5.3%
<i>Percent change in transit mode share</i>	<i>19.9%</i>	<i>18.7%</i>	<i>29.3%</i>
Drive-alone mode share before ORCA Business Passport/FlexPass introduction	65.0%	57.1%	77.3%
Drive-alone mode share after ORCA Business Passport/FlexPass introduction	60.2%	51.1%	74.3%
<i>Percent change in drive-alone mode share</i>	<i>-7.4%</i>	<i>-10.5%</i>	<i>-3.9%</i>

Table 2

List of worksites for this analysis

Downtown Worksites		Outside Downtown Worksites
Ascentium Corporation	Eddie Bauer LLS	AAA Washington
CH2M Hill	HNTB	Amazon.com
ChemPoint.com	HW Lochner	Bellevue College
Clark Nuber PS	Manatron, Asix Division	Intellectual Ventures
DCI Engineers	Paccar, Inc. Corp Headquarters	Overlake Hospital Medical Center
drugstore.com, Inc.	US Bank of Washington	QBE North America
Dye Management	Washburn Communication	T-Mobile
		Verizon
		WA State - Department of Ecology

\*Note: The percent changes shown here are calculated from more precise mode share percentages than those shown in Figures 1 and 2, which are rounded to the nearest tenth.

For more information contact:

Stela Nikolova | [snikolova@bellevuewa.gov](mailto:snikolova@bellevuewa.gov) | 425.452.2851 | Bellevue Transportation Department